

USER GUIDE FOR ANTI-RAGGING

How to Fill the
Online Anti Ragging
Undertaking

<http://www.antiragging.in/>
and Download the Affidavit



VEER SURENDRA SAI UNIVERSITY OF
TECHNOLOGY, BURLA, SAMBALPUR – 768018

Click the link <http://www.antiragging.in/>

Go to undertaking and click on Register

The screenshot shows the website <http://www.antiragging.in/> with the URL `antiragging.in/affidavit_registration_disclaimer.html` in the browser's address bar. The page features a navigation menu with links: Undertaking, Forms, Information, Advisory, IEC KIT, Anti-Ragging Day & Week, and Videos. The 'Undertaking' menu is open, showing options: Register, Download, and Verify. The 'Register' option is highlighted. The main content area is titled 'TO BE FILLED BY A STUDENT' and includes instructions for filling out the form. It states that fields marked with an asterisk (*) are mandatory. A list of instructions follows: if you do not have an email, you must provide a phone number; if your mother or father or guardian does not have a phone or a mobile phone or email, you must provide the numbers or email of their friends or relations or neighbours; and if you do not have a mobile number, you must provide the mobile number of your friend of the same college. Below these instructions, it states that after filling out the form successfully, you can download the Student's Anti Ragging Undertaking and the Parents Anti Ragging Undertaking from the website. The student will receive an e-mail with his/her registration number. The student will forward that e-mail to the Nodal officer in his/her university/college e-mail. A red box contains the text: 'Please note that the student will not receive pdf undertaking and he/she is not required to print & sign them as it used to be in the earlier case'. Below this, it states: 'In Case, You have not received Email from Antiragging after filling the Form, You can get the Details of your undertaking'. A red box contains the text: 'Choose your Educational Institution Type'. Below this, it states: '(Follow ** For Help)'. There are three red buttons: 'College', 'Standalone Institution', and 'University'. Below these buttons, it states: 'After successfully submission of your Undertaking Form, you will receive your REFERENCE NUMBER'. A red box contains the text: 'You can use that to'. At the bottom, there is a green box containing the URL: https://www.antiragging.in/affidavit_registration_disclaimer.html.

antiragging.in/affidavit_registration_disclaimer.html

ANTI RAGGING

Undertaking Forms Information Advisory IEC KIT Anti-Ragging Day & Week Videos

Ministry of Education Government of India

TO BE FILLED BY A STUDENT

Fields marked with * are Mandatory

- If you do not have an E-mail, please provide a phone number before you fill this form.
- If your mother or father or guardian does not have a phone or a mobile phone or email then please give the numbers or email of their friends or relations or neighbours.
- If you do not have a mobile number, then please give the mobile number of your friend of the same college.

After filling out this form successfully, you can download the Student's Anti Ragging Undertaking and the Parents Anti Ragging Undertaking from Website. The student will receive an e-mail with his/her registration number. The student will forward that e-mail to the Nodal officer in his/her university/college e-mail.

Please note that the student will not receive pdf undertaking and he/she is not required to print & sign them as it used to be in the earlier case

In Case, You have not received Email from Antiragging after filling the Form, You can get the Details of your undertaking

Choose your Educational Institution Type

(Follow ** For Help)

College Standalone Institution University

After successfully submission of your Undertaking Form, you will receive your **REFERENCE NUMBER**

You can use that to

https://www.antiragging.in/affidavit_registration_disclaimer.html

Click on University Option

[Undertaking ▾](#)[Forms ▾](#)[Information ▾](#)[Advisory](#)[IEC KIT](#)[Anti-Ragging Day & Week](#)[Videos](#)

TO BE FILLED BY A STUDENT

Fields marked with * are Mandatory.

- If you do not have an E mail address please create one before you fill this form.
- If your mother or father or guardian does not have a phone or a mobile phone or email then please give the numbers or email of their friends or relations or neighbours.
- If you do not have a mobile number, then please give the mobile number of your friend of the same college.

After filling out this form successfully, you can download the Student's Anti Ragging Undertaking and the Parents Anti Ragging Undertaking from Website. The student will receive an e-mail with his/her registration number. The student will forward that e-mail to the Nodal officer in his/her university/college e-mail.

Please note that the student will not receive pdf undertaking and he/she is not required to print & sign them as it used to be in the earlier case

ail

Choose your Educational Institution Type

(Follow ** For Help)



College

Standalone Institution



University

After successfully submission of your Undertaking Form, you will receive your **REFERENCE NUMBER**


You can use that to

https://www.antiragging.in/affidavit_university_form.php

Fill the Personal details



[Undertaking](#) [Forms](#) [Information](#) [Advisory](#) [IEC KIT](#) [Anti-Ragging Day & Week](#) [Videos](#)




Undertaking Registration form for Universities

Fields marked with * are Mandatory.


Student's Details

First Name *	Middle Name (optional)	Surname / Last Name *
<input type="text" value="First Name"/>	<input type="text" value="Middle Name"/>	<input type="text" value="Surname / Last Name"/>
Mobile Number (+91)*	Email*	Gender *
<input type="text" value="Mobile Number"/>	<input type="text" value="Email ID"/>	<input type="text" value="Male"/>
City*	State*	Select Nationality*
<input type="text" value="City"/>	<input type="text" value="Select State"/>	<input type="text" value="Indian"/>

Fill the Parent or Guardian details

**ANTI
RAGGING**

[Undertaking](#) [Forms](#) [Information](#) [Advisory](#) [IEC KIT](#) [Anti-Ragging Day & Week](#) [Videos](#)

 **Ministry of Education**
Government of India

Parent / Guardian Details

Parent / Guardian Name*

Parent/Guardian name

Parent / Guardian Phone Number (+91)*

Parent phone number

Parent / Guardian Email*

Parent/Guardian Email

Parent / Guardian City*

Parent/Guardian City

Parent / Guardian State*



Select State

Parent / Guardian address*


Drag from the bottom right corner to expand

Fill the University details

Select State: Odisha



Undertaking ▾Forms ▾Information ▾AdvisoryIEC KITAnti-Ragging Day & WeekVideos

Ministry of Education
Government of India

University and Course Details

State in which University is based*

Select State

University name (Select University state first)*

Select University first and then fill the following as per the University details

University Director/Vice Chancellor *

Dr.

Director/Vice Chancellor Name

University Phone Number (+91)*

University Phone Number

University Landline Number (Optional)

University Landline Number

Details of the course (UG/PG/Diploma)*

Select

Name of the Course *

Name of the Course

Number of students in your class

Number of students in your class

Current year of study*

Select

Nearest Police Station to your University*

Nearest Police Station

↑

Please fill the details marked (*) in the above page as given below. The optional data need not be filled.

Vice Chancellor Name: **Prof. (Dr.) Dipak Kumar Sahoo**

University Phone Number: **9437572477**

Details of the course: **UG**



Name of the course: **B.Tech**

Current Year of study: select **1**

Nearest Police Station to the University: **Burla Police Station**



Tick all the check boxes in UGC Regulations

← → ↻ antiragging.in/affidavit_university_form.php ☆

 **ANTI RAGGING** Undertaking ▾ Forms ▾ Information ▾ Advisory IEC KIT Anti-Ragging Day & Week Videos  Ministry of Education Government of India

UGC Regulations

- ☐ I confirm that I have read UGC's regulations on Ragging.(To read, click on the link [ABSTRACT OF UGC REGULATIONS ON RAGGING](#))
- ☐ I confirm that I have read the Judgment of the Hon. Supreme Court on prevention of Ragging.(To read, click on the link [SUMMARY OF THE JUDGMENT OF THE HON. SUPREME COURT](#))
- ☐ I promise that I will not indulge in Ragging or any form of violent behaviour. Neither will I tolerate being ragged or subjected to violence.
- ☐ I understand that if I am accused of Ragging, the responsibility is on me to prove that I am not guilty.
- ☐ I will not remain a spectator to acts of Ragging. I will report the matter immediately to my Principal/Director and/or to the Anti-Ragging Helpline at 1800 180 5522 or email to helpline@antiragging.in

 **ANTI RAGGING** Undertaking ▾ Forms ▾ Information ▾ Advisory IEC KIT Anti-Ragging Day & Week Videos  Ministry of Education Government of India

Confidential Survey

Please answer these questions truthfully and honestly because this survey is totally Confidential, So no part of this survey is going to show anything to your University.
Your University will only know that you have participated in this survey


Were you ever ragged ? * ☒ No ☐ Yes

Did you ever rag anybody ? * ☒ No ☐ Yes

What is the phone number of National Anti-Ragging Helpline *

Does ragging happen in your University ? * ☒ No ☐ Mild ☐ Severe



WARNING: Please recheck your details (specially email addresses and mobile number) before submitting the form
☐ I have rechecked the form and confirm that all the details are correct.

Submit Form 


Note: National Anti-Ragging Helpline phone number -1800-180-5522

Click on Submit Form

After Successful Registration, you will get a Reference Number, which will help in downloading the undertaking



Undertaking ▾Forms ▾Information ▾AdvisoryIEC KITAnti-Ragging Day & WeekVideos

Ministry of Education
Government of India

Your record submitted successfully

Ref ID:

Name =

Email:

Useful links

- › University Grants Commission (UGC)
- › Monitoring Agency, Centre for Youth (C4Y)
- › Ministry of Education (MoE)

Sitemap

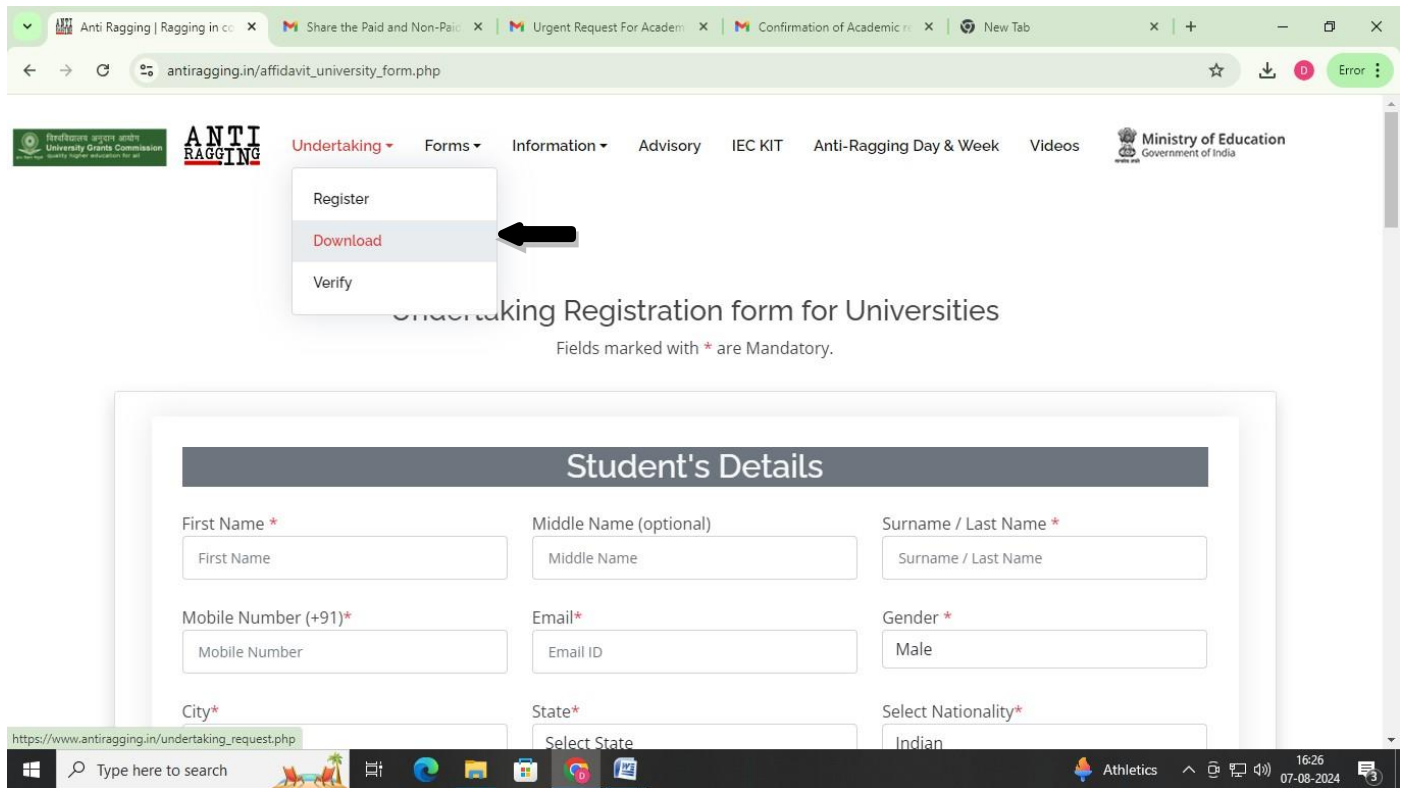
- › Home
- › Fill Undertaking
- › Fill Compliance

Contacts

University Grants Commission (UGC)

Anti Ragging Cell
6, Benito Juarez Marg
South Campus, South Moti Raoh

Click on the Download Option



The screenshot shows a web browser window with the URL `antiragging.in/affidavit_university_form.php`. The page features a navigation menu with the following items: **Undertaking**, **Forms**, **Information**, **Advisory**, **IEC KIT**, **Anti-Ragging Day & Week**, and **Videos**. The **Forms** menu is open, displaying a dropdown list with three options: **Register**, **Download** (highlighted with a black arrow), and **Verify**. Below the navigation menu, the page title is **Undertaking Registration form for Universities**, followed by the instruction: **Fields marked with * are Mandatory.**

The main content area displays a form titled **Student's Details** with the following fields:

- First Name *** (text input)
- Middle Name (optional)** (text input)
- Surname / Last Name *** (text input)
- Mobile Number (+91) *** (text input)
- Email *** (text input)
- Gender *** (dropdown menu, currently showing **Male**)
- City *** (text input)
- State *** (dropdown menu, currently showing **Select State**)
- Select Nationality *** (dropdown menu, currently showing **Indian**)

The browser's address bar shows the URL `https://www.antiragging.in/undertaking_request.php`. The Windows taskbar at the bottom indicates the time is 16:26 on 07-08-2024.

After Clicking on Download option, fill up the Reference No. which was generated before and give the registered mobile no. and mail id

[Undertaking ▾](#)[Forms ▾](#)[Information ▾](#)[Advisory](#)[IEC KIT](#)[Anti-Ragging Day & Week](#)[Videos](#)

UNDERTAKING DOCUMENT

Reference No. *

Email *

Mobile No. *

Submit

Click On submit and download the Anti-Ragging undertaking document.

Thank you