

# **USERGUIDE**

**UG AND PG ADMISSION PORTAL - 2024-25**



**VEER SURENDRA SAI UNIVERSITY OF  
TECHNOLOGY BURLA**

# **TABLE OF CONTENTS**

- **Introduction**
- **Website Walkthrough**
  - **Home**
  - **Notice**
  - **Programme**
  - **ScheduleFAQs**
- **The Admission Process**
  - **Registration**
- **Applicant Dashboard**
  - **Login**
  - **Profile**
  - **Details Other**
  - **Details Uploads**
  - **Preview**
  - **Programme Selection**
  - **Academic Details**
  -
- **Pay Admission Fee**
- **Pay HoR Fee**

# INTRODUCTION

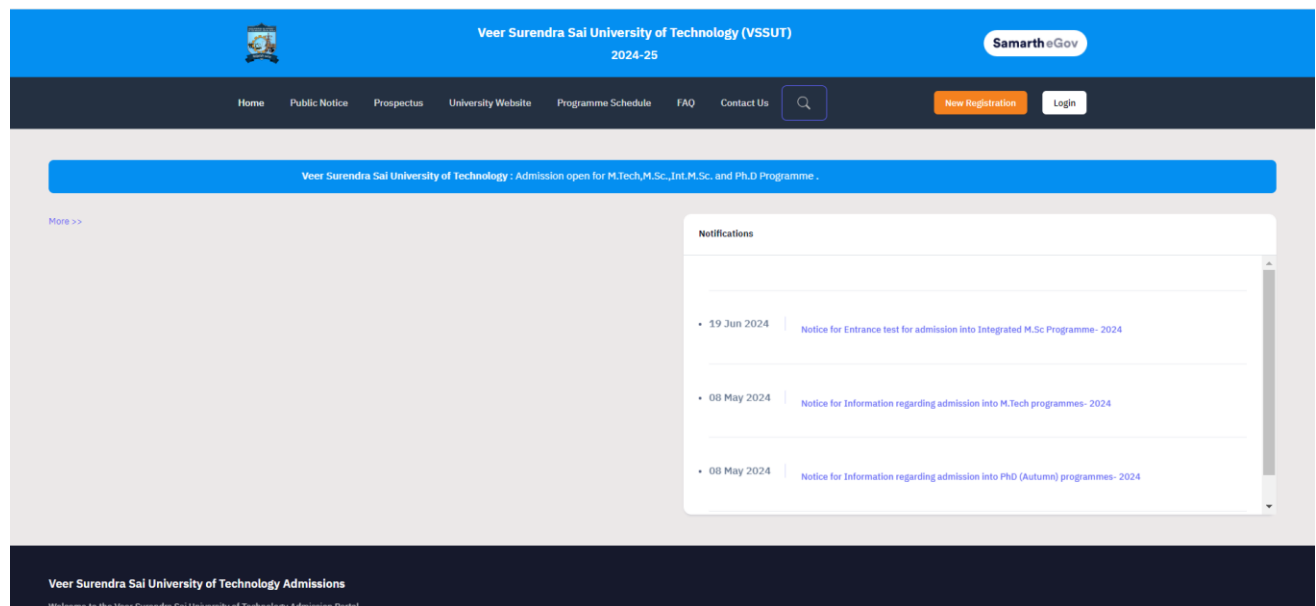
## WEBSITE WALKTHROUGH

The admission portal for Veer Surendra Sai University of Technology. Menu items in the admission portal are as follows:

- Home
- Notice
- Programme Schedule
- FAQ
- New Registration
- Login


## HOME

The home button takes the user back to the home page. It is the landing page of the portal. The home button is useful for applicants who want to quickly return to the home page while navigating to other pages in the portal.



# PUBLIC NOTICE

Notices are announcements that are made about upcoming events or changes in laws or regulations. They are important for applicants to be aware of. It typically includes notices, ordinances, permits, and other important announcements.



Veer Surendra Sai University of Technology (VSSUT)  
2024-25

SamartheGov

[Home](#) [Public Notice](#) [Prospectus](#) [University Website](#) [Programme Schedule](#) [FAQ](#) [Contact Us](#)

🔍

[New Registration](#) [Login](#)

[Home](#) / [Public Notice](#)


Public Notice

Showing 1-6 of 6 items.

TITLE	PUBLISHED ON	DOCUMENT
<input type="text"/>	<input type="text" value="Select date (Show list date on)"/>	<input type="text"/>
Spot-Admission into 5 Yr Integrated M.Sc/2-Yr M.Sc/ M.Tech Programmes	16 Jul 2024 17:00:09 PM	<a href="#">View Document</a>
Notice for Entrance test for admission into Integrated M.Sc Programme- 2024	19 Jun 2024 12:00:47 PM	<a href="#">View Document</a>
Notice for Information regarding admission into M.Tech programmes- 2024	08 May 2024 14:30:09 PM	<a href="#">View Document</a>
Notice for Information regarding admission into PhD (Autumn) programmes- 2024	08 May 2024 14:28:58 PM	<a href="#">View Document</a>
Notice for Information regarding admission into O2 Year M.Sc programmes- 2024	08 May 2024 14:28:52 PM	<a href="#">View Document</a>
Notice for Information regarding admission into O5 Year Integrated M.Sc programmes- 2024	08 May 2024 14:28:40 PM	<a href="#">View Document</a>

# PROGRAMME SCHEDULES

The programme Schedules information section displays a comprehensive list of admission registration programs.



Veer Surendra Sai University of Technology (VSSUT)

2024-25

Samarth eGov

[Home](#)[Public Notice](#)[Prospectus](#)[University Website](#)[Programme Schedule](#)[FAQ](#)[Contact Us](#)

New Registration

Login


Programme Live Schedules

Showing 1-20 of 90 items.

#	PROGRAMME	START DATE	END DATE	CURRENT STATUS
	<div>Select program</div>	<div>Select Start date</div>	<div>Select Start date</div>	
1	Master of Technology(CSE-Data Science)	02 Jul 2024 01:06:56 AM	03 Jul 2024 01:06:56 AM	Closed
2	Master of Technology(MLTech (CSE-Artificial Intelligence and Machine learning))	02 Jul 2024 01:06:56 AM	03 Jul 2024 01:06:56 AM	Closed
3	Bachelor of Technology(SPOT)	02 May 2024 06:30:52 AM	03 May 2024 07:36:52 AM	Closed
4	Bachelor of Technology(Production Engineering)	02 May 2024 06:30:52 AM	03 May 2024 07:36:52 AM	Closed
5	Bachelor of Technology(Metallurgical & Materials Engineering)	02 May 2024 06:30:52 AM	03 May 2024 07:36:52 AM	Closed
6	Bachelor of Technology(Mechanical Engineering)	02 May 2024 06:30:52 AM	03 May 2024 07:36:52 AM	Closed
7	Bachelor of Technology(Information Technology)	02 May 2024 06:30:52 AM	03 May 2024 07:36:52 AM	Closed
8	Bachelor of Technology(Electronics & Telecommunication Engineering)	02 May 2024 06:30:52 AM	03 May 2024 07:36:52 AM	Closed
9	Bachelor of Technology(Electrical & Electronics Engineering)	02 May 2024 06:30:52 AM	03 May 2024 07:36:52 AM	Closed
10	Bachelor of Technology(Electrical Engineering)	02 May 2024 06:30:52 AM	03 May 2024 07:36:52 AM	Closed

# FAQ

The FAQ (Frequently Asked Questions) section is a helpful resource that provides answers to commonly asked questions regarding a particular topic or subject. It is designed to address the most common queries or concerns that applicants may have, offering clear and concise explanations. The FAQ section aims to provide applicants with quick access to relevant information, saving them time and effort in searching for answers.

**Veer Surendra Sai University of Technology (VSSUT)**  
2024-25

Samarth@Gov

[Home](#) [Public Notice](#) [Prospectus](#) [University Website](#) [Programme Schedule](#) [FAQ](#) [Contact Us](#)

[New Registration](#) [Login](#)

### Frequently Asked Questions(FAQs)

1. What are the steps to submit online application and action to be taken by applicants ?

- Open the URL (<https://vssutadm.samarth.edu.in/>)
- Complete the Registration process (which creates 'Username' and 'Password' for you).
- Your 'User Name' and 'Password' is informed through SMS and email.
- Re-login to the system using your 'User Name' and 'Password.'
- Fill Profile Details, and upload your photo, signature & other relevant documents.
- Read the instruction and declaration carefully by clicking the 'Declaration' box.
- Preview your Profile and Submit.
- Press the Next button to see the form preview.
- After submitting the online application form, you may download the filled-in application form and keep a printout for your record.

Back

Veer Surendra Sai University of Technology Admissions

# THE ADMISSION PROCESS

The admission process is divided into 3 steps. The applicant is required to register in the portal and complete all the steps as follows:

1. Complete their profile,
2. Confirm and lock profile
3. Pay Admission Fee

To start the admission process, the applicant needs to register and log in to the portal. Registration for admission is a one-time process and every applicant needs to register. The registration process is mentioned below:

## Registration

Applicants who are new to the portal need to register to process their application for admission. Registration is a must to ensure the portal that applicants want to apply for University programmes.

The screenshot displays the registration interface of the Veer Surendra Sai University of Technology (VSSUT) for the 2023-24 academic year. The header includes the university logo, name, year, and the 'Samarth eGov' logo. A navigation bar contains links for Home, Public Notice, Prospectus, University Website, and Programme Schedule, along with a search icon and buttons for 'New Registration' and 'Login'.

The main content area is divided into two sections:

- Important Instructions:** A list of five instructions regarding the registration process, including the requirement to use the same details as in the Class X Board Marksheet, the use of a registered email address, and the recommendation to use Google Chrome.
- Registration Form:** A form with the following fields:
  - Applicant's Full Name \***: Text input with example 'Ex: R Kumar'.
  - Applicant's Date of Birth \***: Text input with example 'Ex: 12-07-1980'.
  - Applicant's Email \***: Text input with example 'Ex: abc@domain.com'.
  - Re-Enter Applicant's Email Address \***: Text input with placeholder 'Confirm Email Address'.
  - Password (Minimum 6 characters) \***: Text input with placeholder 'Password'.
  - Re-Enter Password \***: Text input with placeholder 'Confirm Password'.
  - Mobile Number \***: Text input with placeholder '10 Digit Mobile Number'.
  - Re-Enter Mobile Number \***: Text input with placeholder '10 Digit Mobile Number'.
  - Captcha Verification**: A text input field with a captcha image showing '4331585' and the instruction '(Type the text shown in the image)'. A note below says '\* Click on the text to change'.

A blue 'Register' button is located at the bottom of the registration form.

## **TO REGISTER ON THE ADMISSION PORTAL:**

- **Click** on the **New Registration tab**.
- There are two sections on the 'new registration' page.
- **Read the Important Instruction section** before registering on the portal
- **The student registration form requires correct details.**
- **Add the Full Name of the Applicant** in the Applicant's Full Name
- **Add Date of Birth in the format of Day, Month, and Year Mobile Number of Applicant** in Enter Mobile Number
- **Set your account password** in Enter Password
- **Enter Captcha for verification**
- **Click on Register**

**An OTP will be sent to the registered Email ID. Enter the OTP. After this the account has been successfully registered.**



# APPLICANT DASHBOARD

The applicant dashboard gives the applicant a personalized space to check their application status, edit/update their profile and apply to programmes added by the University. This makes it easier to manage application in one place.

To access the dashboard, the applicant needs to complete the registration process and login to the portal.

## LOGIN

The 'Login' section is the starting point for applicants to apply for the programme.

The screenshot displays the VSSUT Applicant Dashboard. The top navigation bar includes links for Home, Public Notice, Prospectus, University Website, Programme Schedule, FAQ, and Contact Us, along with a search icon. On the right, there are buttons for 'New Registration' and 'Login'. The main content area is divided into two columns. The left column, titled 'Register as a new user?', features a 'New Registration' button and a 'General Instructions' section. This section contains an important note about payment links, an 'About College' section detailing the university's history and recognition, and an 'Email Helpline' section with contact information and a note about technical issues. The right column, titled 'Registered User Login', contains a login form with fields for 'Enter Registered Email ID' (with the example 'vssut029814@gmail.com'), 'Password', and a 'Captcha Verification' section with a captcha image '22a396' and a 'Type the text' input field. Below the captcha is a 'Click on the text to change' link. The login form also includes a 'Login' button, a 'Forgot Password? Click to Reset Your Password' link, and a 'Request Account Verification Code' link. At the bottom of the left column, there is a 'Helpline Timing' note: '(Helpline Timing : 10:00 A.M. to - 05:00 P.M. Monday to Friday)'.

To login into the portal, the applicant needs to click on the login button followed by:

- Enter your registered Email Id.
- Enter the password
- Enter the captcha for verification in the type text box.
- Click on login to enter the portal

**(Note: if you forget your password click on the 'forget password' link which will redirect the applicant to the Request Password Page, for which the applicant needs to add the registered Email id. Enter the Captcha for verification and click send. A new password will be sent to the applicant's registered email id)**

After successful login, the applicant can start their application process for admission.

# PROFILE DETAILS

Applicants are required to fill in their profile details in the profile section. To complete the profile, click on the **Complete Profile** button in the dashboard.

The screenshot displays the application dashboard for Veer Surendra Sai University of Technology (VSSUT) for the 2023-24 academic year. The header includes the university logo, name, and year. A navigation bar at the top contains links to Home, Public Notice, Prospectus, University Website, and Programme Schedule. A sidebar on the left shows the 'Form Status' section with a progress indicator for 'Registration' and a list of steps: 'Fill Profile Details', 'Select Programme/s', and 'Payments'. Below this is a 'Quick Links' section with options to 'Change Registered Email' and 'Change Registered Mobile Number'. The main content area features three tabs: 'Profile', 'Select Programme', and 'Payments'. The 'Profile' tab is selected, displaying a 'Welcome CSE DEMO!' message and instructions to complete the profile before proceeding to Programme Selection. An 'Update' button is located at the bottom of the profile section.

The profile section is divided into five sections:

- **Personal Details**
- **Place of Birth Details**
- **Family Details**
- **University Registration details (if any)**
- **Other Category/Quota**
- **Address**

### Personal Details

Full Name of the Applicant \*

Applicant's Gender \*

Select



Applicant's Date of Birth \*

Age as on July 1, 2023 \*

Social Category \*

Select



Applicant's Registered Email \*

abc@example.com

Alternate Email

Registered Mobile Number \*

Alternate Mobile Number (Parent's/Guardian's)

Blood Group

Select



Do you have domicile of Assam? \*

Select



Are you a citizen of India? \*

Select



Religion \*

Select



ID Proof \*

Select Id Proof



#### Family Details

Mother's Name \*

Mother's Occupation

Select



Mother's Qualification

Select



Mother's Office Address

Mother's Mobile Number

Father's Name \*

Father's Occupation

Select



Father's Qualification

Select



Father's Office Address

Father Mobile Number

Emergency Contact Number \*

Combined Family Income \*

Select



#### University Registration details (if applicable)

Have you enrolled in University/Autonomous College before? \*

Select



#### Other Category/Quota

Person with Benchmark Disabilities (PwBD) Category \*

Select



Kashmiri Migrant \*

Select



Prime Minister's Special Scholarship Scheme for J&K Students \*

Select



Are you an Ex-Service man? \*

Select



Are you dependent of Freedom Fighter? \*

Select



Are you a single girl child? \*

Not Applicable



Extra Curricular Activity \*

Select



Address

Correspondence Address

Address Line 1 \*

Address Line 2 \*

Country \*

State \*

District \*

Pincode \*

Permanent Address ☐ Click if same as correspondence address

Address Line 1 \*

Address Line 2 \*

Country \*

State \*

District \*

Pincode \*

Save and Next

After filling all the given details, click on **Save and Next** button to proceed to the next section.

The applicant is required to verify all details for which the portal provides a preview page before the applicant starts filling the 'Other Details' section. If the applicant finds any wrong input or any issues in the form, they can easily edit or update their profile section before proceeding to the next section.

To edit/update any details:

Click on the **Update Details button** to update.

The applicant's profile will be saved. Before proceeding to the next section, please preview the filled-in details by checking all the form details and click on **Proceed to Next** button to proceed to the next section.

## OTHER DETAILS

Applicants are required to fill in this section. Click on the **Other Details** button after saving profile details at the top section bar or click on **Proceed to Next** button from the preview section.

Profile Details (1)Other Details (2)Uploads (3)

Other Details

Do you have any illness which requires continuous or emergency medical attention? \*

Select

Have you passed your last qualifying examination from State Govt School? \*

Select

Have you participated in National Service Scheme (NSS) Camp? \*

Select

Have you participated in Sports/Extra Curricular Activities? \*

Select

Have you allotted Tuition Fee Waiver by the OJEE? \*

Select

Do you belong to Outlying Odia? \*

Select

Do you have Green Card? \*

Select

Do you belong to Women category? \*

Select

LANGUAGE	PROFICIENCY (READING/WRITING/SPEAKING)
Hindi	<input type="checkbox"/> Reading <input type="checkbox"/> Writing <input type="checkbox"/> Speaking
English	<input type="checkbox"/> Reading <input type="checkbox"/> Writing <input type="checkbox"/> Speaking
Other Language 1 <input type="text"/>	<input type="checkbox"/> Reading <input type="checkbox"/> Writing <input type="checkbox"/> Speaking
Other Language 2 <input type="text"/>	<input type="checkbox"/> Reading <input type="checkbox"/> Writing <input type="checkbox"/> Speaking

Save and Next

# Uploads

The 'Uploads' section asks for relevant documents which have been mentioned by the applicant in their profile and other details.

To upload documents:

Click on the **uploads section** or click on **Proceed to Next** button on the other details page at the bottom.

**(Note: Please read the instruction carefully before uploading your documents)**

## Instruction for Uploading Image/Photo of Document, Certificate, Mark sheet, and Signature

- Digital photos and signatures are required in .jpg or .jpeg image format.
- File size of the digital photo must be within 10kb to 500.00 KB limit.
- Document/Certificate/Mark sheet related size of the digital photo must be within 10kb to 500.00 KB limit.

After uploading the required documentation according to the given format, click on the **Preview Your Profile** button to proceed to the next section.

Profile Details (1)

Other Details (2)

Uploads (3)

Uploads

Instruction for Uploading Image/Photo of Document, Certificate, Marksheet and Signature

- Digital Photo and Signature are required in .jpg or .jpeg image format.

- File size of digital photo must be within 10kb to 500.00 KB limit.

- Document/Certificate/Marksheet related size of digital photo must be within 10kb to 500.00 KB limit.

Photo Accepted formats .jpeg, .jpg [10 KB - 500.00 KB]	Select file
Signature Accepted formats .jpeg, .jpg [10 KB - 500.00 KB]	Select file
Income Certificate Accepted formats .jpeg, .jpg, .pdf [10 KB - 500.00 KB]	Select file
CLC Certificate Accepted formats .jpeg, .jpg, .pdf [10 KB - 500.00 KB]	Select file

< Back to Other Details

Save as Draft

Submit and Lock >

## Preview

The preview section provides a final reviewing process for the applicant's application form. Here the applicant can check their full application form and verify it before submitting for their admission application.

Applicants can also edit their form by clicking on the **Edit** button if they find any wrong input or issues.

**(Note: After verifying all the details, the applicant needs to check the declaration box proclaiming that all the information given is correct.)**

After checking the box, click the **Confirm and Lock** button to confirm and proceed to the programme selection section.

**(Note: After submitting the profile, the applicant will not be allowed to edit the details further.)**

Submit and Lock Profile Details

This is an important step. Please ensure that you have verified the profile details for correctness. No modification will be allowed after this step.

Click on "**Confirm and Lock**" if you are sure to proceed, else click on "**Cancel**" to go back to the last viewed page.

☐ I do hereby declare that all the statement made in the profile details are true, complete and correct to the best of my knowledge and belief. I am duly aware that in the event of any particulars or information furnished by me is found to be false/incorrect/incomplete or if i am found indulging in some unlawful act at any time during the course period, my candidature is liable to be summarily rejected/cancelled.

Cancel

OR

Confirm and Lock



# PROGRAMME SELECTION

As soon as the profile details are completed and confirmed by the applicant, the will be able to select the programmes added by the University.

(Note: The Applicants can also view the applications which are not submitted yet from the Dashboard)

The screenshot shows the application dashboard for Veer Surendra Sai University of Technology (VSSUT) for the 2023-24 academic year. The header includes the university logo, name, and year. The navigation bar contains links for Home, Public Notice, Prospectus, University Website, and Programme Schedule, along with a search icon and a 'CSE DEMO' dropdown. The main content area is divided into several sections: 'Form Status' on the left, which lists 'Registration' and 'Fill Profile Details' as completed steps, and 'Select Programme/s' and 'Payments' as pending steps; 'Quick Links' below it, with options to change registered email or mobile number; and a central 'Programme Applications' section. This section includes a table with columns for 'FORM NUMBER', 'PROGRAMME', 'STATUS', 'ACTION', and 'RECEIPTS'. A message below the table states 'You have not applied for any programme yet' with an 'Apply Now!' button. The footer contains copyright information.

The screenshot shows the 'Programme Selection' step in the application process. The breadcrumb trail at the top indicates the user is at step 1 of 7. The main form area is titled 'Select the Programme you want to apply'. It contains a 'Programme Level' dropdown menu with 'Select' as the current value. Below it is a 'Programme' field with a red asterisk, indicating it is required. A 'Home' button is located at the bottom left of the form.

- To select the programme, click on **Programme Level** on the dashboard.
- **Select the Programme** from the list.

## ACADEMIC DETAILS

The academic details sections need to be filled by the applicant according to their academic details which require qualification details of Secondary and Senior Secondary from the applicant.

### Qualification Details - X or Equivalent

Class X Year of Passing \*

Select

Class X Percentage (If your mark is in CGPA, please convert to equivalent percentage as per your CGPA score and CGPA Scale) \*

Class X Division \*

Class X Name of the Institution \*

Class X Board/University \*

Class X Subject Combination \*

### Qualification Details - XII or Equivalent

Class XII Qualification Status \*

Select

Class XII Year of Passing \*

Select

Class XII Percentage (If your mark is in CGPA, please convert to equivalent percentage as per your CGPA score and CGPA Scale) \*

Class XII Division \*

Class XII Name of the Institution \*

Class XII Board/University \*

Class XII Subject Combination \*



**UNDERTAKING**

I \_\_\_\_\_ Son/Daughter of \_\_\_\_\_  
of Village/Town \_\_\_\_\_ P.O. \_\_\_\_\_  
P.S. \_\_\_\_\_ District \_\_\_\_\_ do  
hereby \_\_\_\_\_ undertake \_\_\_\_\_ to  
submit \_\_\_\_\_  
by \_\_\_\_\_ failing which my provision admission to \_\_\_\_\_  
2023 in \_\_\_\_\_ shall automatically stand cancelled and the fees  
deposited by me shall be forfeited and I shall have no claim for the same in future.

Place:

Date:

Full Signature of the Candidate

Counter Signature of Father/Mother/Guardian

Witness:

1.

2.

-----

# CONFIRMATION & SUBMIT APPLICATION

On this Page, the applicant needs to verify the details as entered by them by clicking all the checkboxes. After verification, the "Submit Application" Button is activated and the applicants can submit their application for the selected programme.

Uploads

DOCUMENT	UPLOAD STATUS
Photo	Uploaded
Signature	Uploaded
Income Certificate	No document uploaded.
CLC Certificate	Uploaded
Class X (Scan both marksheet and certificate in a single file and upload)	Uploaded
Class XII (Scan both marksheet and certificate in a single file and upload)	Uploaded
National Level Admission Test(Other than CUET) Certificate (OJEE, Score Obtained: 15232)	Uploaded

Form Declaration

"I do hereby declare that all the statement made in the application are true, complete and correct to the best of my knowledge and belief. I am duly aware that in the event of any particulars or information furnished by me is found to be false/incorrect/incomplete or if i am found indulging in some unlawful act at any time during the course period, my candidature is liable to be summarily rejected/cancelled."Additionally undertaking for students whose results are awaited: "I, having been permitted to be provisionally admitted to University hereby undertake to produce the proof of having successfully qualified in the final qualifying examination with requisite percentage of marks if failing, I shall forthwith vacate the seat and shall have no claim for refund of fees already paid."

Previous

Submit

Programme

Bachelor of Technology(Computer Science and Engineering)

VERIFY THE DETAILS BY CLICKING ON THE CHECKBOXES

☐ My Name is CSE DEMO as per the Xth Marksheet/Certificate.

☐ My Date of Birth is 15-February-2000 as per the Xth Marksheet/Certificate.

☐ My Category is General.

☐ My Gender is Male.

☐ My Mother name is demo m.

☐ Father's / Guardian's Name demo f.

☐ My address for correspondence is correct, which is vssut,sambalpur,sambalpur,Odisha -768018, India

☐ I have rechecked all the information in the application form and upload fields.


☐ I have read all the guidelines and other related information about the admission.

☐ "I do hereby declare that all the statement made in the application are true, complete and correct to the best of my knowledge and belief. I am duly aware that in the event of any particulars or information furnished by me is found to be false/incorrect/incomplete or if i am found indulging in some unlawful act at any time during the course period, my candidature is liable to be summarily rejected/cancelled."Additionally undertaking for students whose results are awaited: "I, having been permitted to be provisionally admitted to University hereby undertake to produce the proof of having successfully qualified in the final qualifying examination with requisite percentage of marks if failing, I shall forthwith vacate the seat and shall have no claim for refund of fees already paid."

Home

Submit Application

# DOWNLOAD THE APPLICATION FORM



Veer Surendra Sai University of Technology (VSSUT)  
2023-24

Samarth eGov

HomePublic NoticeProspectusUniversity WebsiteProgramme Schedule

Q

CSE DEMO

Form Status

Registration

Fill Profile Details

Select Programme/s

Payments

Quick Links

Change Registered Email

Change Registered Mobile Number

ProfileSelect ProgrammePayments

Welcome to Veer Surendra Sai University

Dear CSE DEMO!

Your profile details have been successfully submitted and locked. You can now select programme/s after satisfying their minimum eligibility criteria.

Apply Now




Programme Applications

FORM NUMBER	PROGRAMME	STATUS	ACTION	RECEIPTS
23001228	Bachelor of Technology(Computer Science and Engineering)	<div>Application Submitted</div> <div>Admission Status Document Upload</div>	<div>Withdraw Application</div>	<div>Print Form</div>

Copyright © Designed and Developed by Samarth eGov | Content by Admissions

## Important Note:

There is no Registration Fee is taken so the Amount: "0" is shown below

		Veer Surendra Sai University of Technology (VSSUT) 2023-24 Bachelor of Technology(Computer Science and Engineering) Form Number: 23001228 National Level Admission Test(other than CUET): OJEE Score Obtained 15212, Application No: 10254685		 
<b>Transaction Details</b>				
Payment Status : Paid		Payment Date : 2023-08-17 12:35:35		
Transaction ID : FEE EXEMPTED		Amount 0		
<b>Personal Details</b>				
Full Name of the Applicant : CSE DEMO		Gender : Male		
Date of Birth : 15 February 2000		Category : General		
Age as on : Jul 1, 2023: 23 Years 4 Month 17 Days		Religion : Hinduism		
Blood Group : Not Provided		Registered Mobile Number : [REDACTED]		
Nationality: Indian		Alternate Mobile : Not Provided		
Registered Email : csefmme@emlpro.com		Correspondence Address : vssut, sambalpur, sambalpur, Odisha -768018, India		
Alternate Email : [REDACTED]		Permanent Address : vssut, sambalpur, sambalpur, Odisha -768018, India		
<b>Place of Birth Details</b>				
Village/Town/City : sambalpur		Country : India		
State : Odisha		District : sambalpur		
<b>VSSUT registration details (if applicable)</b>				
Have you enrolled in VSSUT before? : No		Registration number : Not Provided		
Name of VSSUT School/Department/Faculty/College : Not Provided		Programme registered in : Not Provided		
<b>Family Details</b>				
Mother's Name : demo m		Father's Name : demo f		
Mother's Qualification : Not Provided		Father's Qualification : Not Provided		
Mother's Occupation : Not Provided		Father's Occupation : Not Provided		
Mother's Mobile Number : Not Provided		Father's Mobile Number : Not Provided		
Mother's Office Address : vssut		Father's Office Address : vssut		
Emergency Contact Number : 9090123456				
Combined Family Income : Not Applicable				
<b>Other Category/Quota</b>				
Person with Benchmark Disabilities (PwBD) Category : Not Applicable				
Kashmiri Migrant : Not Applicable				
Prime Minister's Special Scholarship Scheme for J&K Students : Not Applicable				
Children/ Widows of Armed Forces Personnel : Not Applicable				
Do you belong to wards to Ex-service Man? : No				
Cultural Activities Quota(CCA Quota) : Not Applicable				
Sports Quota No				
Do you have any illness which requires continuous or emergency medical attention?		No		
Have you participated in National Service Scheme (NSS) Camp?		No		
Have you participated in Sports/Extra Curricular Activities?		No		
Have you allotted Tuition Fee Waiver by the OJEE?		No		

# PAY ADMISSION FEE

The applicant needs to wait for the payment time schedule mentioned in the notice and pay the fee within the schedule time.

(Important Note: Kindly check your transaction limit before making the transaction)

ProfileSelect ProgrammePayments

Welcome to Veer Surendra Sai University

Dear CSE DEMO!

Your profile details have been successfully submitted and locked. You can now select programme/s after satisfying their minimum eligibility criteria.

Apply Now

Programme Applications

FORM NUMBER	PROGRAMME	STATUS	ACTION	RECEIPTS
23001228	Bachelor of Technology(Computer Science and Engineering)	Application SubmittedAdmission Payment Enabled	Pay Admission FeeWithdraw Application	Print Form

## Pay Admission Fee

FORM NUMBER	23001228
PROGRAMME	Bachelor of Technology(Computer Science and Engineering)
ADMISSION CATEGORY	Unreserved
STATUS	Shortlist for Admission
LAST DATE OF PAYMENT	2023-09-18 19:00:59

Check the fee structure, select the appropriate payment option and proceed for the payment.

FULL PAYMENT

PROGRAMME FEE	
TOTAL FEE	

Payment Gateway BILLDESK



## HoR FEE

After two hours of successful academic fee payment, students can pay the HoR fee (if they plan to reside in HoR. They should make the HoR payment within office hours **(10.00 AM to 5.00 PM)**).

Click **“Pay/View Additional/ Balance Fee(s)”** option to pay HoR fee.

The screenshot displays the student portal interface for Veer Surendra Sai University. At the top, there are navigation tabs: 'Profile', 'Select Programme', and 'Payments'. A blue banner below the tabs says 'Welcome to Veer Surendra Sai University'. Below the banner, it says 'Dear RAJAT KUMAR SAHU!'. A message states: 'Your profile details have been successfully submitted and locked. You can now select programme/s after satisfying their minimum eligibility criteria.' Below this message is an 'Apply Now' button. Under the heading 'Programme Applications', there is a table with four columns: 'PROGRAMME', 'STATUS', 'ACTION', and 'RECEIPTS'. The first row shows 'Ph.D.(Computer Application)' in the 'PROGRAMME' column. The 'STATUS' column contains two buttons: 'Application Submitted' and 'Admission Status/Admission Granted'. The 'ACTION' column contains three buttons: 'Download Admit Card', 'Request For Cancellation of Admission', and 'Pay/View Additional/Balance Fee(s)'. The 'RECEIPTS' column contains two buttons: 'Print Form' and 'Print Admission Acknowledgement Slip'. The 'Pay/View Additional/Balance Fee(s)' button is highlighted with a red circle.

PROGRAMME	STATUS	ACTION	RECEIPTS
Ph.D.(Computer Application)	<a href="#">Application Submitted</a> <a href="#">Admission Status/Admission Granted</a>	<a href="#">Download Admit Card</a> <a href="#">Request For Cancellation of Admission</a> <a href="#">Pay/View Additional/Balance Fee(s)</a>	<a href="#">Print Form</a> <a href="#">Print Admission Acknowledgement Slip</a>