

USER GUIDE FOR ANTI-RAGGING

How to Fill the
Online Anti Ragging
Undertaking

<http://www.antiragging.in/>
and Download the Affidavit



VEER SURENDRA SAI UNIVERSITY OF
TECHNOLOGY, BURLA, SAMBALPUR – 768018

Click the link <http://www.antiragging.in/>

Go to undertaking and click on Register

The screenshot shows a web browser window with the URL [antiragging.in/affidavit_registration_disclaimer.html](http://www.antiragging.in/affidavit_registration_disclaimer.html). The page header includes the University Grants Commission logo, the 'ANTI RAGGING' logo, and a navigation menu with 'Undertaking' selected. The 'Undertaking' dropdown menu is open, showing 'Register', 'Download', and 'Verify' options. The main content area is titled 'TO BE FILLED BY A STUDENT' and contains instructions and a list of requirements. A red box highlights a note: 'Please note that the student will not receive pdf undertaking and he/she is not required to print & sign them as it used to be in the earlier case'. Below this, a section titled 'In Case, You have not received Email from Antiragging after filling the Form, You can get the Details of your undertaking' includes a red button 'Choose your Educational Institution Type' and a link '(Follow ** For Help)'. Three red buttons are provided: 'College', 'Standalone Institution', and 'University'. The page concludes with the text 'After successfully submission of your Undertaking Form, you will receive your REFERENCE NUMBER' and 'You can use that to'. A small URL bar at the bottom left shows https://www.antiragging.in/affidavit_registration_disclaimer.html.

University Grants Commission
ANTI RAGGING

Undertaking Forms Information Advisory IEC KIT Anti-Ragging Day & Week Videos Ministry of Education Government of India

TO BE FILLED BY A STUDENT
Fields marked with * are Mandatory

- If you do not have an Email ID, please provide before you fill this form.
- If your mother or father or guardian does not have a phone or a mobile phone or email then please give the numbers or email of their friends or relations or neighbours.
- If you do not have a mobile number, then please give the mobile number of your friend of the same college.

After filling out this form successfully, you can download the Student's Anti Ragging Undertaking and the Parents Anti Ragging Undertaking from Website. The student will receive an e-mail with his/her registration number. The student will forward that e-mail to the Nodal officer in his/her university/college e-mail.

Please note that the student will not receive pdf undertaking and he/she is not required to print & sign them as it used to be in the earlier case

In Case, You have not received Email from Antiragging after filling the Form, You can get the Details of your undertaking

Choose your Educational Institution Type
(Follow ** For Help)

College Standalone Institution University

After successfully submission of your Undertaking Form, you will receive your **REFERENCE NUMBER**

You can use that to

https://www.antiragging.in/affidavit_registration_disclaimer.html

Click on University Option



Undertaking ▾

Forms ▾

Information ▾

Advisory

IEC KIT

Anti-Ragging Day & Week

Videos



Ministry of Education
Government of India

TO BE FILLED BY A STUDENT

Fields marked with * are Mandatory.

- If you do not have an E mail address please create one before you fill this form.
- If your mother or father or guardian does not have a phone or a mobile phone or email then please give the numbers or email of their friends or relations or neighbours.
- If you do not have a mobile number, then please give the mobile number of your friend of the same college.

After filling out this form successfully, you can download the Student's Anti Ragging Undertaking and the Parents Anti Ragging Undertaking from Website. The student will receive an e-mail with his/her registration number. The student will forward that e-mail to the Nodal officer in his/her university/college e-mail.

Please note that the student will not receive pdf undertaking and he/she is not required to print & sign them as it used to be in the earlier case

ail

Choose your Educational Institution Type

(Follow ** For Help)



College

Standalone Institution

University

After successfully submission of your Undertaking Form, you will receive your **REFERENCE NUMBER**

You can use that to

https://www.antiragging.in/affidavit_university_form.php

Fill the Personal details



[Undertaking](#)

[Forms](#)

[Information](#)

[Advisory](#)

[IEC KIT](#)

[Anti-Ragging Day & Week](#)

[Videos](#)



Undertaking Registration form for Universities

Fields marked with * are Mandatory.

Student's Details

First Name *

Middle Name (optional)

Surname / Last Name *

Mobile Number (+91)*

Email*



Gender *

City*

State*

Select Nationality*

Fill the Parent or Guardian details

 **ANTI RAGGING** [Undertaking](#) [Forms](#) [Information](#) [Advisory](#) [IEC KIT](#) [Anti-Ragging Day & Week](#) [Videos](#)  **Ministry of Education**
Government of India

Parent / Guardian Details

Parent / Guardian Name*	Parent / Guardian Phone Number (+91)*	Parent / Guardian Email*
<input type="text" value="Parent/Guardian name"/>	<input type="text" value="Parent phone number"/>	<input type="text" value="Parent/Guardian Email"/>
Parent / Guardian City*	Parent / Guardian State*	Parent / Guardian address*
<input type="text" value="Parent/Guardian City"/>	<input type="text" value="Select State"/>	<input type="text" value="Drag from the bottom right corner to expand"/>

Fill the University details

Select State: Odisha

University and Course Details

State in which University is based* University name (Select University state first)*

Select University first and then fill the following as per the University details

University Director/Vice Chancellor * University Phone Number (+91)* University Landline Number (Optional)

Details of the course (UG/PG/Diploma)* Name of the Course * Number of students in your class

Current year of study* Nearest Police Station to your University*

Please fill the details marked (*) in the above page as given below. The optional data need not be filled.

Vice Chancellor Name: **Bibhuti Bhusan Pati**

University Phone Number: **9437572477**

Details of the course: **UG**



Name of the course: **B.Tech**

Current Year of study: select **1**

Nearest Police Station to the University: **Burla Police Station**



Tick all the check boxes in UGC Regulations

← → ↻ antiragging.in/affidavit_university_form.php ☆

 **ANTI RAGGING** Undertaking ▾ Forms ▾ Information ▾ Advisory IEC KIT Anti-Ragging Day & Week Videos  Ministry of Education Government of India

UGC Regulations

- I confirm that I have read UGC's regulations on Ragging.(To read, click on the link [ABSTRACT OF UGC REGULATIONS ON RAGGING](#))
- I confirm that I have read the Judgment of the Hon. Supreme Court on prevention of Ragging.(To read, click on the link [SUMMARY OF THE JUDGMENT OF THE HON. SUPREME COURT](#))
- I promise that I will not indulge in Ragging or any form of violent behaviour. Neither will I tolerate being ragged or subjected to violence.
- I understand that if I am accused of Ragging, the responsibility is on me to prove that I am not guilty.
- I will not remain a spectator to acts of Ragging. I will report the matter immediately to my Principal/Director and/or to the Anti-Ragging Helpline at 1800 180 5522 or email to helpline@antiragging.in

 **ANTI RAGGING** Undertaking ▾ Forms ▾ Information ▾ Advisory IEC KIT Anti-Ragging Day & Week Videos  Ministry of Education Government of India

Confidential Survey

Please answer these questions truthfully and honestly because this survey is totally Confidential, So no part of this survey is going to show anything to your University.
Your University will only know that you have participated in this survey

Were you ever ragged ? * No Yes

Did you ever rag anybody ? * No Yes

What is the phone number of National Anti-Ragging Helpline *

Does ragging happen in your University ? * No Mild Severe

WARNING: Please recheck your details (specially email addresses and mobile number) before submitting the form
 I have rechecked the form and confirm that all the details are correct.

Note: National Anti-Ragging Helpline phone number -1800-180-5522

Click on Submit Form

After Successful Registration, you will get a Reference Number, which will help in downloading the undertaking

The screenshot displays the top navigation bar of the Anti-Ragging portal. On the left, there is a logo for the University Grants Commission (UGC) and the text 'ANTI RAGGING'. The navigation menu includes 'Undertaking', 'Forms', 'Information', 'Advisory', 'IEC KIT', 'Anti-Ragging Day & Week', and 'Videos'. On the right, the logo for the Ministry of Education, Government of India, is visible.

The main content area shows a confirmation message: 'Your record submitted successfully'. Below this message are three input fields: 'Ref ID:', 'Name =', and 'Email:'. Each field contains a redacted value, represented by a white box with a black border.

The footer is a dark grey bar with three columns of links:

- Useful links**
 - > University Grants Commission (UGC)
 - > Monitoring Agency, Centre for Youth (C4Y)
 - > Ministry of Education (MoE)
- Sitemap**
 - > Home
 - > Fill Undertaking
 - > Fill Compliance
- Contacts**
 - University Grants Commission (UGC)
 - Anti Ragging Cell
 - 6, Benito Juarez Marg
 - South Campus, South Moti Raoh

Click on the Download Option

The screenshot shows a web browser window with the URL `antiragging.in/affidavit_university_form.php`. The page header includes the University Grants Commission logo, the 'ANTI RAGGING' logo, and a navigation menu with items: 'Undertaking', 'Forms', 'Information', 'Advisory', 'IEC KIT', 'Anti-Ragging Day & Week', and 'Videos'. The 'Ministry of Education Government of India' logo is also present. A dropdown menu is open under 'Undertaking', with 'Download' highlighted and a black arrow pointing to it. Below the menu, the page title is 'Undertaking Registration form for Universities' with a note: 'Fields marked with * are Mandatory.' The main content area is a form titled 'Student's Details' with the following fields:

Student's Details		
First Name *	Middle Name (optional)	Surname / Last Name *
<input type="text"/>	<input type="text"/>	<input type="text"/>
Mobile Number (+91) *	Email *	Gender *
<input type="text"/>	<input type="text"/>	<input type="text"/>
City *	State *	Select Nationality *
<input type="text"/>	<input type="text"/>	<input type="text"/>

The Windows taskbar at the bottom shows the search bar, taskbar icons, and system tray with the time 16:26 and date 07-08-2024.

After Clicking on Download option, fill up the Reference No. which was generated before and give the registered mobile no. and mail id



Undertaking ▾

Forms ▾

Information ▾

Advisory

IEC KIT

Anti-Ragging Day & Week

Videos



UNDERTAKING DOCUMENT

Reference No. *

Email *

Mobile No. *

Submit

Click On submit and download the Anti-Ragging undertaking document.

Thank you